

First Half of FY2022 Results Briefing

Content

- ◆ Summary of Consolidated Business Performance
- ◆ Summary of Performance by Segment/results for First Half
- ◆ Initiatives for Second Half
- ◆ ESG Topics

- [Reference]
 - Overviews of Balance Sheet and Profit & Loss Statement
 - Performance by Region and by Segment
 - Major products and applications

Date of Results Briefing : August 19, 2022

Release date of Presentation data of Results Briefing : August 17, 2022

The forecast or projections in this presentation are based on the assumptions and beliefs of our management in light of the information available as of August 17, 2022. Changes in global, economic and business conditions could cause actual results to differ materially from these forecasts. All amounts are rounded to the nearest 100 million yen.

First Half of FY2022 Summary of Consolidated Business Performance

(Unit: 1 billion yen)

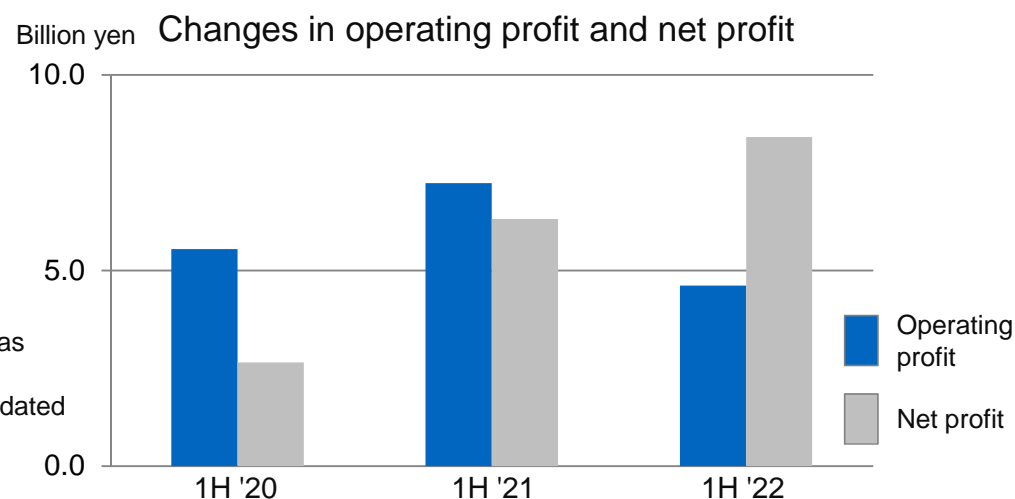
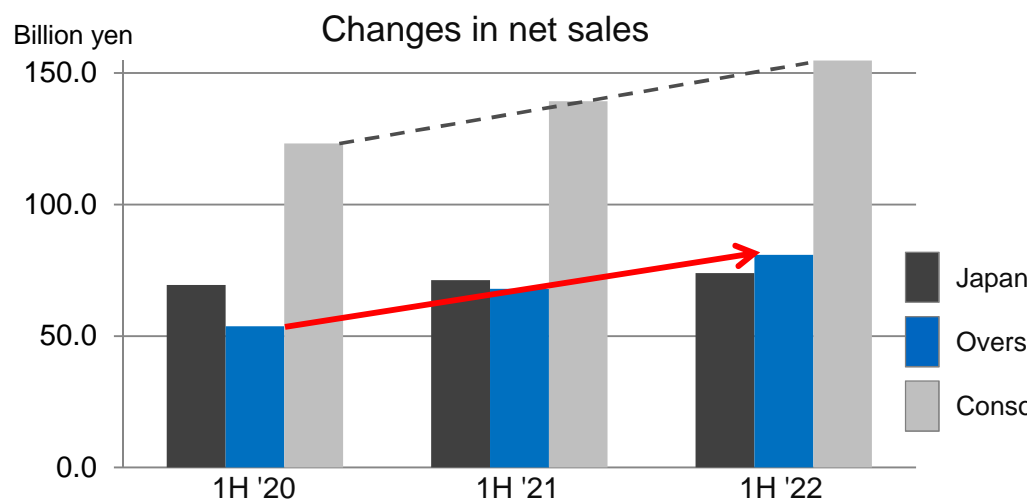
	1H, FY2021	1H, FY2022	Increase/ decrease (%)	Initial full year targets for FY2022	Revised full year targets for FY2022
Net sales	139.4	154.8	11.1	295.0	310.0
Operating profit	7.2	4.6	-36.2	14.5	13.0
Ordinary profit	8.7	6.7	-22.3	15.0	14.0
Profit attributable to owners of parent	6.3	8.4	33.1	10.0	12.5
Operating margin	5.2%	3.0%	-2.2 points	4.9%	4.2%
Overseas sales ratio	49.3%	52.5%	3.2 points		

Assumed indexes for targets

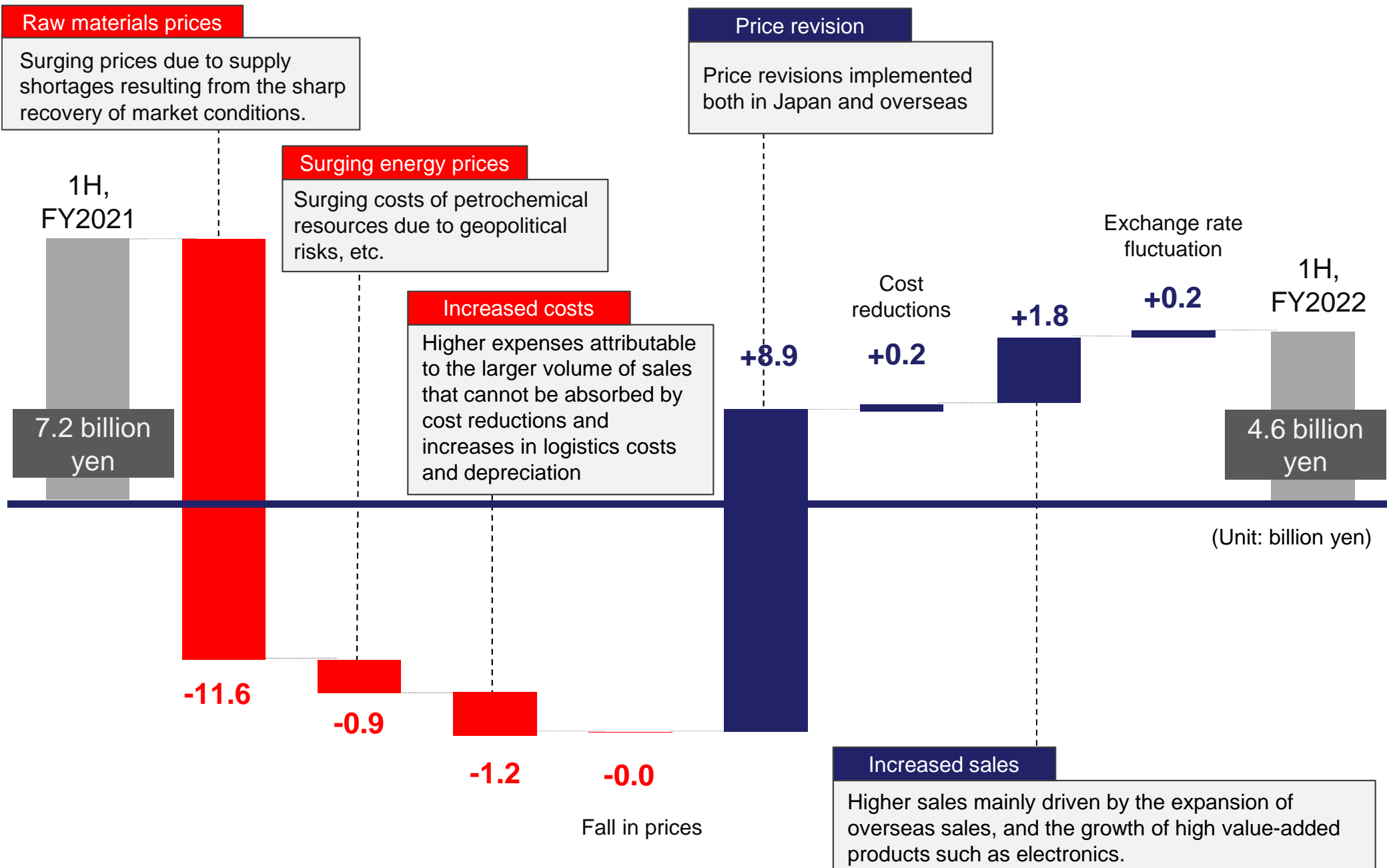
		2022 projections	1H, 2022 avg.	1H, 2021 avg.
Exchange rate	1 USD	¥115.0	¥124.5	¥108.5
	1 EUR	¥130.0	¥135.2	¥130.5
	1 RMB	¥18.0	¥19.1	¥16.8

		2022 projections	1H, 2022 avg.	1H, 2021 avg.
Raw material	Naphtha (/KL)	¥60,000	¥75,350	¥43,250

- Increased sales with lower operating profit: Sales increased year on year, but operating profit declined due to the surge in raw material prices.
 - Sales: Increased in the main segments, particularly driven by the growth of overseas sales.
 - Materials for packaging, such as liquid inks, pressure sensitive adhesives and adhesives, among other materials, showed growth.
 - Operating profit: Decreased due to the impact of surging raw material prices.
 - Net profit: Exceeded the year-ago level.
 - Extraordinary income was posted due to the dissolution of capital alliance with SAKATA INX CORPORATION.



Analysis of Factors Behind YoY Difference in Operating Profit



Trends in Raw Material Prices and Price Revisions

Background behind the increase of raw material prices and forecast

- Conditions likely to remain harsh into the second half of FY2022 with respect to raw material prices
 - Rising demand for various types of raw materials amid the recovery of economic activity.
 - Surging energy prices and the supply shortage of raw materials due to the Ukraine situation, etc.
 - Surging transportation cost, reflecting distribution disruptions due to the COVID-19 pandemic and geopolitical risks
 - Rising prices of imported raw materials linked to foreign exchange rates (weakening of the yen)
 - Increased costs for actions to address the continuing enhancement of global environmental regulations

Impact on operating profit (1H of FY2022 compared with the previous year)

Impact of the surge in raw material and energy prices		Results of price revision	
-12.5 billion yen		8.9 billion yen	
<ul style="list-style-type: none"> ■ Raw materials derived from naphtha ■ Organic solvents ■ Resins / Resin raw materials ■ Pigments / Pigment raw materials 	<ul style="list-style-type: none"> ■ Titanium oxide ■ Container (drum) <p style="text-align: right;">etc.</p>	<ul style="list-style-type: none"> ■ Pressure sensitive adhesives ■ Laminating adhesives ■ Can coatings/resins ■ UV-curable inks ■ Gravure inks 	<ul style="list-style-type: none"> ■ Flexographic inks ■ Offset inks ■ Screen inks ■ Pigments ■ Plastic colorants <p style="text-align: right;">etc.</p>

Purchasing policy

Prioritize responsibility for product supply and then improve SCM and review raw materials.

Summary of Performance by Business Segment

- Common to all segments: Operating profit decreased due to the surging prices of raw materials and energy.
- **Colorants and Functional Materials**: Materials for displays and plastic colorants did not grow as expected, but sales of inkjet inks and LiB materials climbed.
- **Polymers and Coatings**: Sales Increased overall, mainly driven by sales of functional films and other products for electronic products.
- **Packaging Materials**: Sales rose overseas. In Japan, sales remained firm, reflecting progress in the adoption of environmentally friendly products.
- **Printing and Information**: Sales for commercial printing applications remained sluggish, but functional inks* for packaging materials grew both in Japan and overseas.

	1H, FY2021		1H, FY2022		Increase/decrease (%)		FY2022 Targets (revised)	
	Net sales	Operating profit	Net sales	Operating profit	Net sales	Operating profit	Net sales	Operating profit
Colorants and Functional Materials	36.8	2.7	39.4	1.5	7.0	-44.9	80.0	4.9
Polymers and Coatings	33.6	2.0	38.1	1.5	13.5	-24.7	78.0	4.3
Packaging Materials	35.4	1.3	40.0	0.5	12.9	-63.0	80.0	2.1
Printing and Information	32.6	0.9	36.3	0.6	11.3	-31.5	70.0	1.4
Others and Adjustment	0.9	0.4	0.9	0.6	-	-	2.0	0.3
Total consolidated	139.4	7.2	154.8	4.6	11.1	-36.2	310.0	13.0

* Functional inks: UV-curable inks, metal decorating inks, and screen inks

(Unit: billion yen)
First Half of FY2022 Results Briefing

First Half of FY2022 Summary of Performance by Segment **TOYO INK SC** (Colorants and Functional Materials)

For a Vibrant World

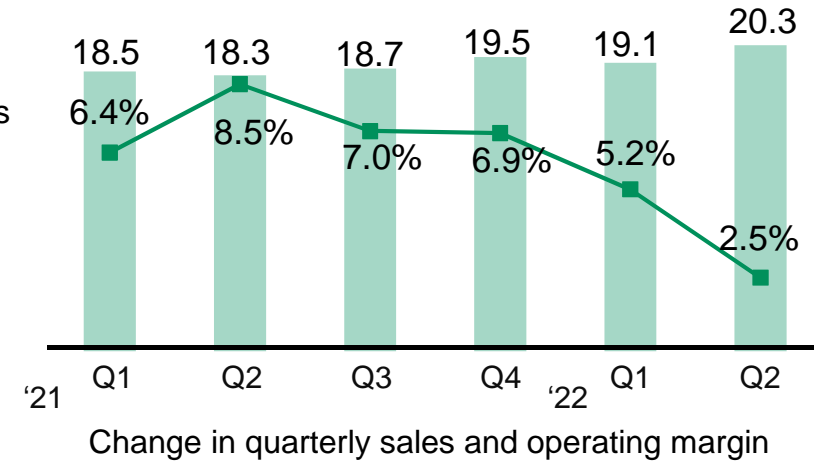
Priority Measures for FY2022

Accelerate the establishment of the main source of revenue in the growth market.

- Sales: Inkjet inks and LiB materials grew, but sales of display materials and plastic colorants did not rise to the expected level.
- Operating profit: Decreased because price revisions did not absorb the surge in raw material prices sufficiently.

Performance	Results for 1H, FY2021	Results for 1H, FY2022	Increase/decrease (%)	FY2022 Targets (Revised)
Sales	36.8	39.4	7.0	80.0
Operating profit	2.7	1.5	-44.9	4.9

(billion yen)



	Sales increase/decrease	Summary
Materials for displays	+8%	Sales of resist inks and color filter pastes growth in China and Taiwan, but demand started to decline later in the first half.
Plastic colorants	+5%	Sales of products for containers and building materials remained solid in Japan. Overseas, products for solar cells remained firm, but those for OA equipment and automobile applications remained sluggish.
Pigments	+6%	Products for packaging materials showed growth, but demand for pigments for offset decreased.
Inkjet	+18%	Sales for commercial printing and signage applications remained strong. Overseas sales also were solid particularly in China and Europe.
Functional dispersions	+185%	Progress was made in the establishment of the four-base production system (Europe, US, China and Japan) for the production of dispersions for LiB.

First Half of FY2022 Results Briefing

First Half of FY2022 Summary of Performance by Segment **TOYO INK SC** (Polymers and Coatings)

For a Vibrant World

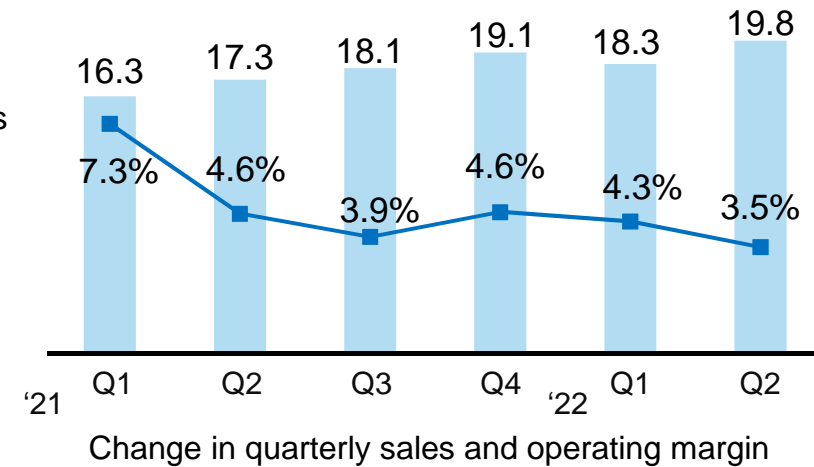
Priority Measures for FY2022

Increase leading global product lines and reform earnings structure

- Sales: Increased overall driven mainly by functional films and other products for electronic products.
- Operating profit: Decreased due to the surge in prices of raw materials for packaging and industrial materials, despite growth in high-value added products such as those for 5G.

Performance	Results for 1H, FY2021	Results for 1H, FY2022	Increase/decrease (%)	FY2022 Targets (Revised)
Sales	33.6	38.1	13.5	78.0
Operating profit	2.0	1.5	-24.7	4.3

(billion yen)



	Sales increase/decrease	Summary
Packaging materials and industrial materials	+13%	Sales of pressure sensitive adhesives and adhesives for food packaging and labels were strong, but surging raw material prices had a significant impact.
Electronics	+14%	Sales of functional films and those of pressure sensitive adhesives for panels in Korea increased.
Medical and health care	+13%	Sales of transdermal patches grew, but those of pressure sensitive adhesives for health care did not rise as expected in China due to the lockdown in Shanghai.

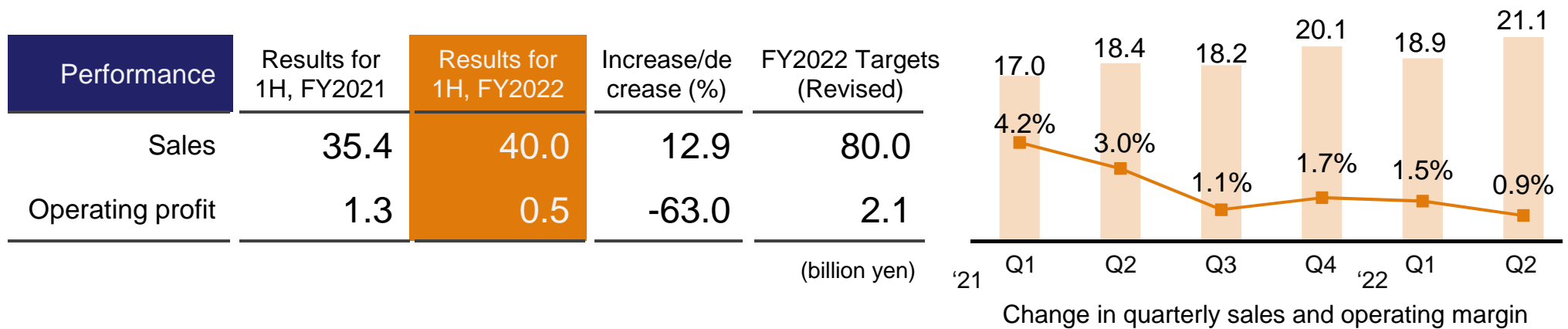
First Half of FY2022 Summary of Performance by Segment **TOYO INK SC** (Packaging Materials)

For a Vibrant World

Priority Measures
for FY2022

Lead the development of environmentally friendly products and
accelerate growth investment in overseas regional markets.

- Sales: Overseas demand for food packaging materials grew stably, and sales climbed in Japan, reflecting progress in the adoption of environmentally friendly products.
- Operating profit: Decreased because price revisions did not absorb the surge in raw material prices sufficiently.



	Sales increase/decrease	Summary
Domestic liquid inks	+8%	Sales of liquid inks for flexible food packaging and refill pouches were solid, and those of environmentally friendly items such as biomass inks grew.
Overseas liquid inks	+21%	Sales of environmentally friendly products such as water-based inks for flexible packaging grew in India, Korea and Taiwan and those of middle grade items expanded in Southeast Asia and India, aided by capital investments. However, the surge in raw material prices had a significant impact.

First Half of FY2022 Summary of Performance by Segment **TOYO INK SC** (Printing and Information) For a Vibrant World

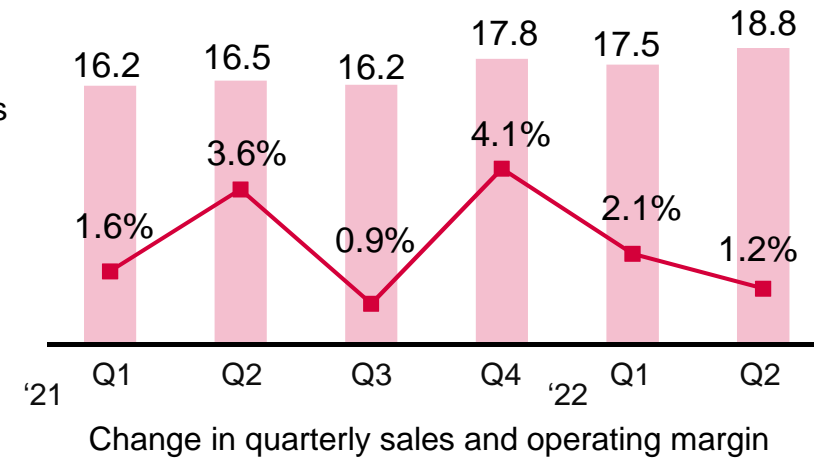
Priority Measures for FY2022

Implementation of reforms to a profitable business structure conforming to market environment

- Sales: Sales of functional inks for packaging materials increased, mainly driven by overseas sales expansion.
- Operating profit: Decreased because structural reforms and price revisions did not offset the impact of surging raw material prices.

Performance	Results for 1H, FY2021	Results for 1H, FY2022	Increase/decrease (%)	FY2022 Targets (Revised)
Sales	32.6	36.3	11.3	70.0
Operating profit	0.9	0.6	-31.5	1.4

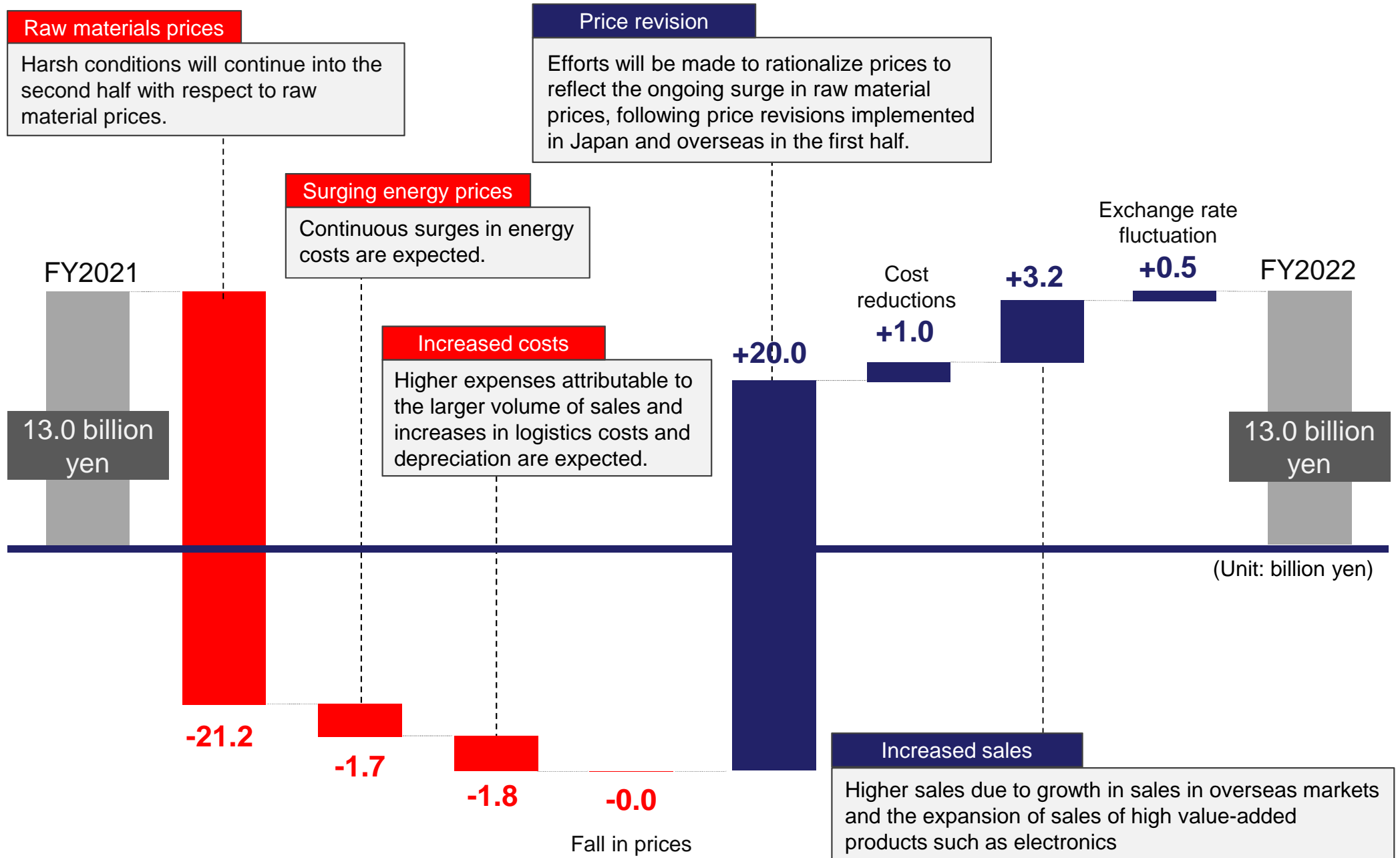
(billion yen)



	Sales increase/decrease	Summary
Offset inks (General inks)	+13%	Sales recovered overseas although the commercial printing market continued to shrink on a long-term basis. Efforts were made to facilitate cost reductions and a shift of human resources through structural reforms including the integration of domestic consolidated sales subsidiaries.
Functional Inks*	+13%	Sales of environmentally friendly products such as biomass UV-curable inks for packaging materials grew. Efforts were made to develop overseas markets for metal decorating inks and applications for screen inks.

* Functional inks: UV-curable inks, metal decorating inks, and screen inks

Forecast of Factors Behind YoY Difference in Operating Profit



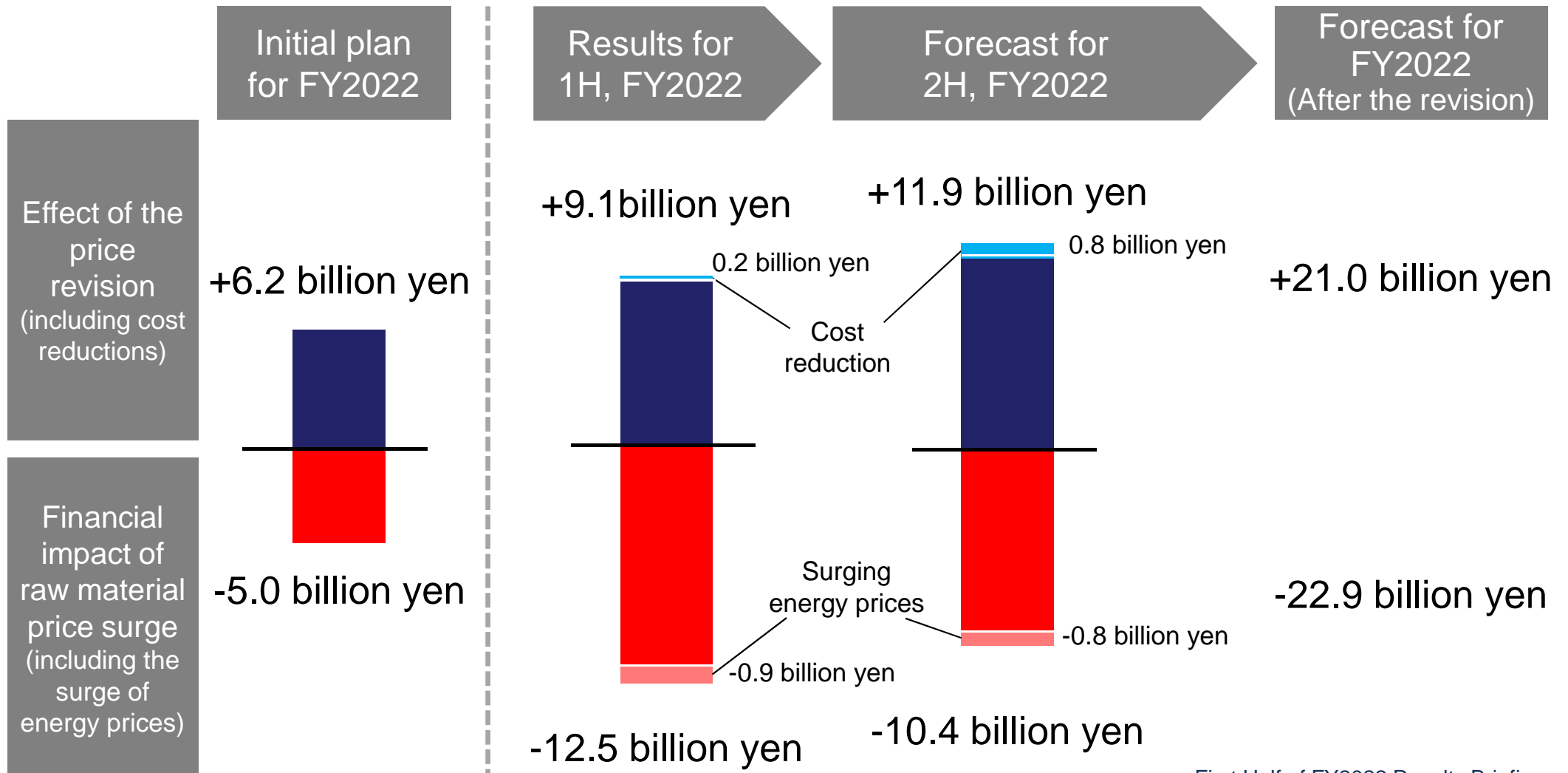
Second Half of FY2022 Initiatives

Measures against a Surge in Raw Material Prices

The impact of raw material price surges is significant for all segments.

Implement price revision and cost reduction.

Impact on operating profit
(compared with the previous year)



Measures for the Second Half of FY2022 by Segment (Colorants & Functional Materials)

Priority Measures
for FY2022

Accelerate the establishment of the main source of revenue
in the growth market.

Short-term measures

(2H Target) 1.3 billion yen

(Impact of raw material price surge: 2H, 2022 -1.6 billion yen /
2022 -3.4 billion yen)

Implementation
of price
revisions

- Pigments: Third revision, and introduce a new surcharge system (July 2022).
- Plastic colorants: Implement additional revisions to prices.
- Inkjet inks: Implement revisions to prices.

Priority Measures

Digital

Materials for displays

Increase market shares in China and Taiwan.

- Strengthen sales systems by leveraging local partners
- Promote mass production testing at customers
- Acquire new customers for pastes
- Develop environmentally friendly products such as low-temperature curing

Environment / Recycling

Plastic colorants

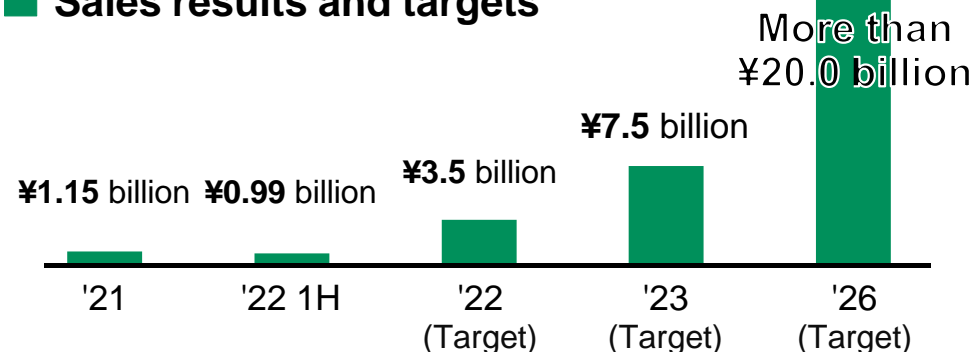
- Increase the production of products for solar cells in China and India
- Promote biodegradable and recyclable products

EV Market

CNT dispersions for LiB

Hungary begins full-scale operations.
Strengthen sales and development activities in
four regions where the Company has production
facilities.

Sales results and targets



First Half of FY2022 Results Briefing

Measures for the Second Half of FY2022 by Segment (Polymers and Coatings)

Priority Measures
for FY2022

Increase leading global product lines and reform earnings structure

Short-term measures

(2H Target) 3.3 billion yen

(Impact of raw material price surge: 2H, 2022 -3.1 billion yen / 2022 -7.2 billion yen)

**Implementation
of price
revisions**

- Pressure sensitive adhesives: Fourth revision (June 2022)
- laminating adhesives: Third revision (June 2022)
- Can coatings, resins, hot melts, etc.: Implement additional revisions
- ✓ Keep track of raw materials and expenses on a product by product basis and ensure that they are reflected in price revisions as necessary

**Aim to reach
agreement by the end
of the third quarter.**

Priority Measures

Sales expansion

→Shift to high value-added products

- **Concentrate resources on functional products and environmentally friendly products, and development themes turn a profit intensively in the short term**

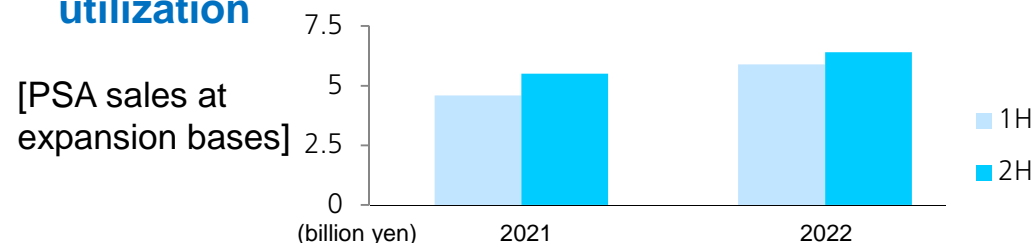
- Functional films for China
- Functional films and Hard coatings for foldable devices
- Urethane pressure sensitive adhesives for optics
- Oil-resistant coating agent for paper
- Functional Can coatings etc.

- **Development leading global product lines**

Functional films for Beyond-5G, Semiconductor-related parts and materials, Adhesives for structures, etc.

Global expansion

- **Expedite the recovery of investments made for the expansion of production facilities in China, India, US and Korea by increasing capacity utilization**



- **Formulate the next term expansion plan**

Overseas production facilities, which were enhanced under SIC-II, are expected to reach their full capacity.

- ▶ Consider capital investments and alliances for SIC-III.
(Priority areas: India, US and China)

First Half of FY2022 Results Briefing

Priority Measures for FY2022

Lead the development of environmentally friendly products and accelerate growth investment in overseas regional markets.

Short-term measures

(2H Target) 3.9 billion yen

(Impact of raw material price surge: 2H, 2022 -2.6 billion yen / 2022 -5.8 billion yen)

Implementation of price revisions

- Japan: In the process of implementing the third price revision
First (May 2021) ⇒ Second (December 2021) ⇒ Third (June 2022)
- Overseas: Implement price revisions steadily to reflect cost increases.

Priority Measures

Environmentally friendly products

Facilitate the development and sales expansion of products that contribute to reduction of CO2 emissions and plastic uses.

- Water-based inks, Biomass
- Response to demand for paper packaging materials

Heat sealant made of biodegradable resin originating entirely from biomass (adopted by Ajinomoto Co., Inc.)



Accelerate overseas development

Accelerate the implementation of capital investments and development of new products.

- The new plant and the expanded lines commenced operation in China (Jiangmen) and India, respectively.
- Actively promote newly developed environmentally friendly products, high-end products and middle-grade products in Southeast Asia and India.
- Respond to customer needs swiftly by taking advantage of the capability of locally synthesizing resin.
- Take products produced at the new plant in Turkey into Europe and US.

Measures for the Second Half of FY2022 by Segment (Printing and Information)

Priority Measures
for FY2022

Implementation of reforms to a profitable business structure
conforming to market environment

Short-term measures

(2H Target) 2.6 billion yen

(Impact of raw material price surge: 2H, 2022 -2.3 billion yen /
2022 -4.8 billion yen)

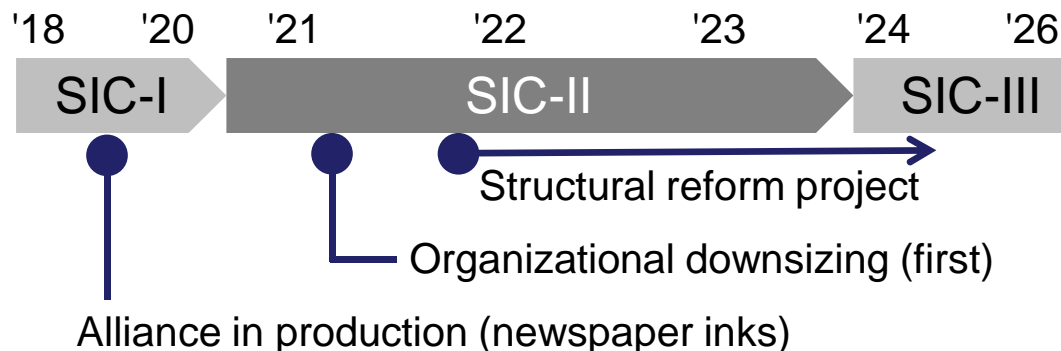
Implementation
of price
revisions

- Japan: In the process of implementing the second price revision
First (August 2021) ⇒ Second (February 2022)
- Overseas: Implement price revisions steadily to reflect cost increases.

Priority Measures

- **Structural reforms: Integrate a total of six domestic consolidated sales subsidiaries (January 2023 and beyond)**

- ✓ Optimize sales systems through integration and consolidation.
- ✓ Shift human resources to growth areas.



- **Accelerate growth of environmentally friendly products**

Expand functional inks for packaging materials

UV-curable inks

- Make a shift to environmentally friendly products
Change into biomass-based inks with a resin developed in-house
Contribute to energy conservation through LED-UV compatible inks
- Promotion of sales in packaging material markets in Japan and Europe

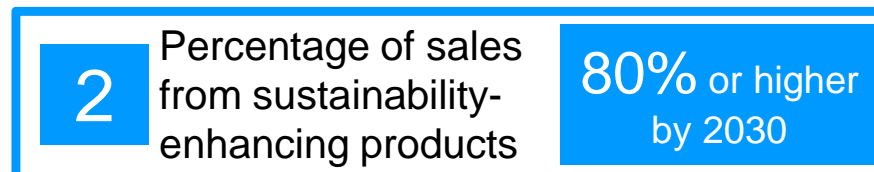
Metal decorating inks

- Accelerate overseas development by taking advantage of NO.1 market share in Japan.

E

■ Promoting Sustainability Management

- Established the Sustainability Vision "TSV2050/2030" to contribute to the achievement of carbon neutrality and SDGs by 2050 and 2030 respectively.



- Declared support for the TCFD recommendations (November 2020). Strived to identify risks/opportunities while also facilitating information disclosure.

Disclosure through the Integrated Report in July 2022

- Conducted analyses by referencing to the 1.5°C scenario and 4°C scenario.
- Calculated the monetary impact of carbon taxes.

S

■ Develop a culture of taking on challenges

Continuous holding of business idea contests

■ Promote diversity

Introduction of systems to support common-law marriages and same-sex partnerships

Activities to enlarge the circle of ALLY

Promotion of active participation by women

G

■ Strengthening the governance system

Shift to a company with an Audit & Supervisory Committee
Increase of the ratio of outside directors

- Enhancement of the supervisory function of the Board of Directors
- Expedition of decision making and the execution of duties
- Streamlining of internal systems

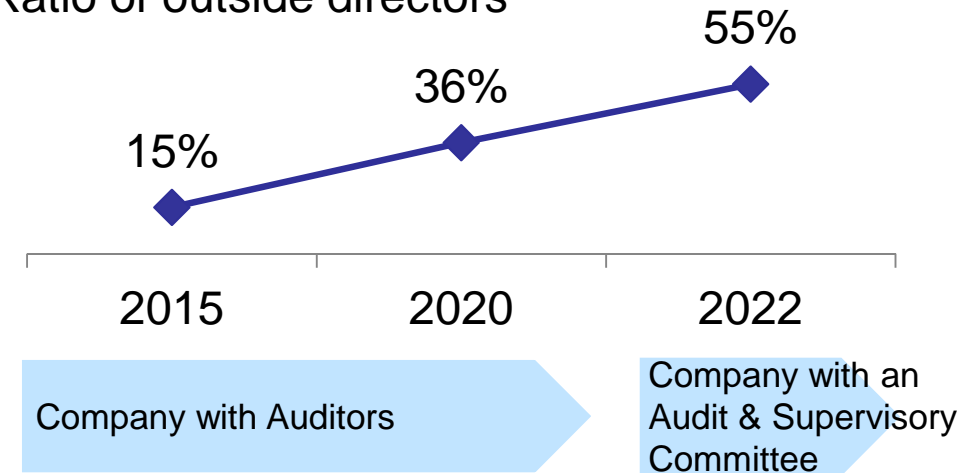
■ Reduce cross-shareholdings

Continuation of efforts to optimize the portfolio of cross-shareholdings
Further improvement of capital efficiency

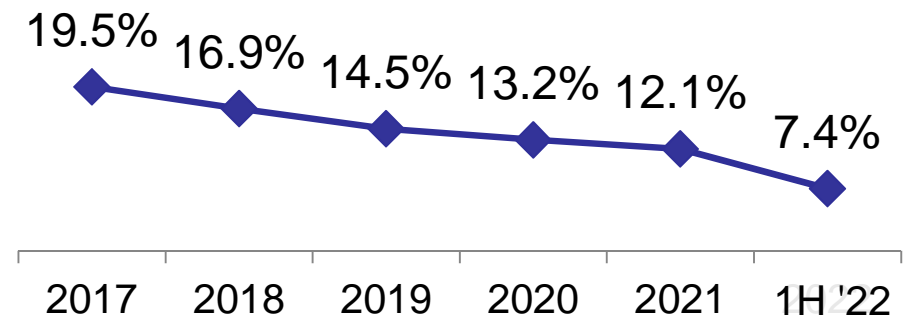
Total number of directors and auditors



Ratio of outside directors



Ratio of the amount of cross-shareholdings to net assets



■ **Inquiries concerning IR**

ir@toyoinkgroup.com

■ **Website**

<https://sched.toyoinkgroup.com/en/index.html>

■ **News Release**

- Published Toyo Ink Group integrated report
<https://sched.toyoinkgroup.com/ja/news/2022/22072701.html>
(English version to be released in September)
- Toyo Ink Group's Shenzhen Tech Center to Focus on Electronics Materials
<https://sched.toyoinkgroup.com/en/news/2022/22071401.html>



Published on July 27, 2022
(Japanese version)

First Half of FY2022 Results Briefing

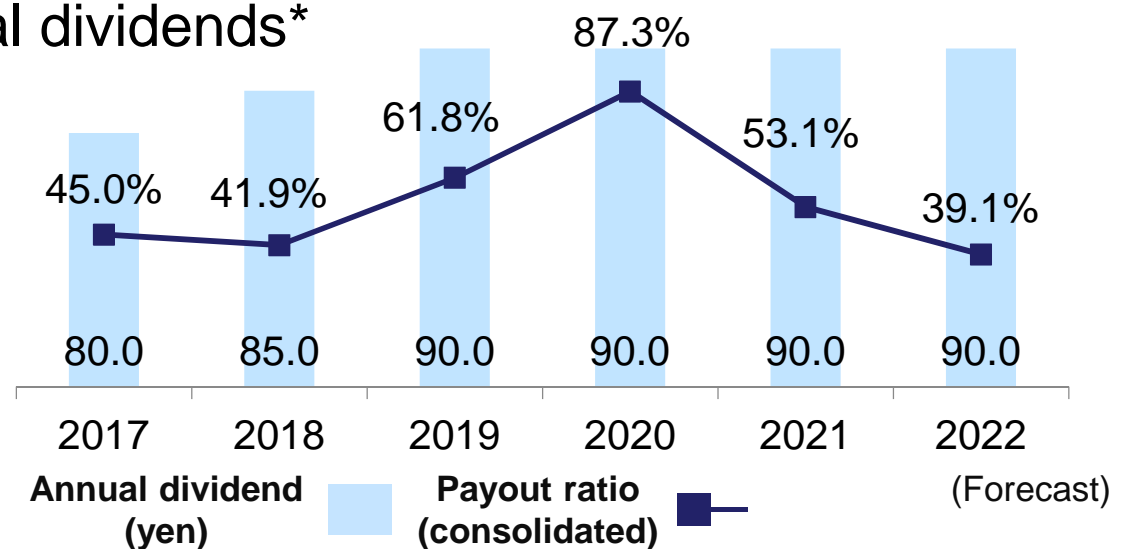
(Reference) Shareholder Returns: Stable Dividend Policy

Basic Shareholder Return Policy (summary)

- Aim to achieve sustainable growth by continuously raising the satisfaction of all stakeholders from a long-term perspective
- Continuously maintain stable dividends while ensuring a stable business foundation over many years
- While the current Medium-Term Management Plan (2021-2023) sets the current dividend (90 yen/year) as the lowest limit, the dividend may be reviewed according to business results
- While the basic policy is providing stable dividends, the Company will work on shareholder returns through measures such as the agile purchase of treasury shares in comprehensive consideration of various factors such as cash flow and internal reserves
- Internal reserves are allocated to capital investment in basic businesses and business areas in which growth is expected, as well as in research and development that can contribute to future profit growth

Changes in and forecast of annual dividends*

FY2021	FY2022 (Forecast)
90 yen per share	90 yen per share



* The annual dividends shown in the graph are calculated taking into consideration the reverse stock split implemented on July 1, 2018.

(Reference) Consolidated Balance Sheet

(Unit: 1 billion yen)

	As at December 31, 2021	As at June 30, 2022	Increase/ decrease (%)
Current assets	223.6	237.8	6.4
Non-current assets	183.3	186.8	1.9
Total assets	406.9	424.7	4.4
Current liabilities	112.1	119.5	6.5
Non-current liabilities	67.8	66.1	- 2.5
Total liabilities	179.9	185.6	3.1
Total net assets	226.9	239.1	5.4
Total of liabilities	406.9	424.7	4.4

	As at December 31, 2021	As at June 30, 2022
Interest-bearing debt (billion yen)	81.0	84.4
Net worth ratio (%)	53.7	54.1
D/E ratio	0.39	0.41

Number of affiliated companies

	As at December 31, 2021	As at June 30, 2022
Consolidated subsidiaries	61	61
Equity method companies	7	7

Dividend payment

(Unit: Yen/share)

	FY2021	FY2022
Interim	45.0	45.0
Year-end	45.0	45.0(Forecast)

Investment in facilities and depreciation expenses

(Unit: 1 billion yen)

	Full year targets for FY2022	Results for 1H, FY2022
Capital investment	10.6	8.6
Depreciation	10.7	5.2

* Capital investment: Results shows the amount on an acceptance inspection basis, while the targets shows the amount on an order-placing basis.

First Half of FY2022 Results Briefing

(Reference) Consolidated statement of income

(Unit: 1 billion yen)

	1H, FY2021	Ratio to net sales (%)	1H, FY2022	Ratio to net sales (%)	Increase/decrease (%)
Net sales	139.4	100.0	154.8	100.0	11.1
Gross profit	29.9	21.5	27.9	18.0	-6.8
Total selling, general and administrative expenses	22.7	16.3	23.3	15.0	2.5
Operating profit	7.2	5.2	4.6	3.0	-36.2
Total non-operating income	2.0	1.4	3.6	2.4	81.0
Total non-operating expenses	0.6	0.4	1.5	1.0	163.2
Ordinary profit	8.7	6.2	6.7	4.3	-22.3
Total extraordinary income	0.2	0.2	5.4	3.5	-
Total extraordinary losses	0.4	0.3	0.2	0.1	-50.4
Profit before income taxes	8.5	6.1	12.0	7.7	41.0
Total income taxes	2.0	1.5	3.5	2.3	73.7
Profit	6.5	4.6	8.4	5.5	30.8
Profit attributable to owners of parent	6.3	4.5	8.4	5.4	33.1

(Reference) Performance by Segment

		FY2022 2nd Quarter (1 billion yen)		Increase/ decrease (%) Year on Year		Increase/ decrease (%) Quarter on Quarter		FY2022 Total Results (1 billion yen)		Increase/ decrease (%) Year on Year	
		Net sales	Operating income	Net sales	Operating income	Net sales	Operating income	Net sales	Operating income	Net sales	Operating income
Colorants and Functional Materials	Japan	10.2	0.7	▲2.5	▲20.0	0.0	▲17.5	20.5	1.5	0.2	18.1
	Overseas	14.8	0.2	17.6	▲79.8	9.1	53.2	28.4	0.3	12.0	▲82.0
	Total	20.3	0.5	10.9	▲67.4	6.1	▲49.4	39.4	1.5	7.0	▲44.9
Polymers and Coatings	Japan	13.4	0.4	10.6	▲35.4	7.3	▲11.3	25.8	0.8	7.5	▲43.9
	Overseas	9.7	0.4	26.0	83.9	11.1	21.8	18.4	0.8	25.2	29.7
	Total	19.8	0.7	14.3	▲11.5	8.1	▲11.6	38.1	1.5	13.5	▲24.7
Packaging	Japan	10.9	0.2	5.3	▲13.0	5.4	▲26.1	21.3	0.5	6.0	▲12.9
	Overseas	10.5	▲0	26.7	-	19.1	-	19.3	▲0	21.4	-
	Total	21.1	0.2	15.0	▲67.0	11.8	▲36.5	40.0	0.5	12.9	▲63.0
Printing and Information	Japan	9.1	▲0.3	0.9	-	3.9	-	17.9	▲0.4	▲0.4	-
	Overseas	10.8	0.5	27.9	2.4	12.6	21.9	20.4	1.0	24.0	7.0
	Total	18.8	0.2	14.4	▲61.6	7.7	▲36.6	36.3	0.6	11.3	▲31.5
Others		1.3	0.2	▲24.2	▲18.8	4.0	▲51.7	2.5	0.6	▲22.6	38.2
Adjustment		▲0.8	▲0	-	-	-	-	▲1.6	▲0	-	-
Total consolidated		80.5	1.8	13.4	▲51.4	8.4	▲36.2	154.8	4.6	11.1	▲36.2

(Note) The segment performance for Japan and overseas does not take into account eliminations between regions.

First Half of FY2022 Results Briefing








(Reference) Performance by Region

FY2022	FY2022 2 nd Quarter (1 billion yen)		Increase/decrease (%) Year on Year		Increase/decrease (%) Quarter on Quarter		FY2022 Total Results (1 billion yen)		Increase/decrease (%) Year on Year	
	Net sales	Operating income	Net sales	Operating income	Net sales	Operating income	Net sales	Operating income	Net sales	Operating income
	Japan	44.9	1.2	4.1	▲41.7	4.3	▲35.4	88.0	3.0	3.9
Asia	32.8	0.9	18.0	▲31.7	9.5	12.7	62.8	1.7	15.0	▲43.2
Europe	7.1	0.3	34.0	▲51.6	29.5	99.4	12.7	0.5	23.3	▲45.5
The Americas	5.7	▲0.1	44.4	-	13.7	-	10.8	▲0.1	43.7	-
Adjustment	▲10.2	▲0.5	-	-	-	-	▲19.6	▲0.4	-	-
Total consolidated	80.5	1.8	13.4	▲51.4	8.4	▲36.2	154.8	4.6	11.1	▲36.2






(Note) FY2021 (1 billion yen)	1 st Quarter		2 nd Quarter		3 rd Quarter		4 th Quarter		Total	
	Net sales	Operating income	Net sales	Operating income	Net sales	Operating income	Net sales	Operating income	Net sales	Operating income
Japan	41.5	1.7	43.2	2.1	42.3	1.4	46.5	2.2	173.5	7.3
Asia	26.8	1.6	27.8	1.3	28.7	1.0	30.2	0.9	113.6	4.8
Europe	4.9	0.2	5.3	0.6	5.0	0.1	5.8	0.4	21.1	1.3
The Americas	3.5	0.1	4.0	0.1	4.3	▲0	4.5	▲0	16.2	0.1
Adjustment	▲8.5	▲0.1	▲9.3	▲0.3	▲8.7	0.1	▲9.9	▲0.2	▲36.4	▲0.5
Total consolidated	68.4	3.5	71.0	3.7	71.6	2.5	77.0	3.3	288.0	13.0

(Reference) Major products and applications

(Colorants and Functional Materials / Polymers and Coatings)

	Major Business	Major Products	Major Applications	
Colorants and Functional Materials	Materials for displays	Resist inks, Color filter pastes, High performance pigments	Display panels, Sensor for imaging	
	Plastic colorants	Masterbatches, Compounds	Containers, Automobiles, Home electronics OA, building materials	
	Pigments	Pigments, Pigment dispersions	Printing inks, Paints for automobiles	
	Inkjet inks	Inkjet inks	Billboards, Labels, Cartons	
	Functional dispersions	Materials for Lithium ion battery, Functional dispersions	Lithium ion battery for EV	
Polymers and Coatings	Packaging and industrial materials	Pressure sensitive adhesives, Laminating adhesives, Hot melts, Can coatings, Resins	Labels, Flexible packaging, Solar cells, PET bottle body wrapping labels, Beverage cans, Paints for buildings	
	Electronics	Functional films, Pressure sensitive adhesives, Double-sided tape, Hard coatings	Smartphones, Display panels, Tablets	
	Medical and health care	Medical, Pressure sensitive adhesives, Natural extracts	Transdermal patches, sports tape, Feed and food products	

(Reference) Major products and applications (Packaging Materials / Printing & Information)

	Major Business	Major Products	Major Applications
Packaging Materials	Liquid inks	Gravure inks	Flexible packaging (Food packaging, Refill pouches) Buildings 
		Flexographic inks	Diapers, Cartons, Paper bags 
Printing & Information	Offset inks (General inks)	Offset inks, Newspaper inks	Books, Newspaper, Flyers 
	Functional inks	UV curable inks	Paper containers, Labels, Books 
		Metal decorating inks	Beverage cans, Food cans 
		Screen inks	Electronics, Stickers